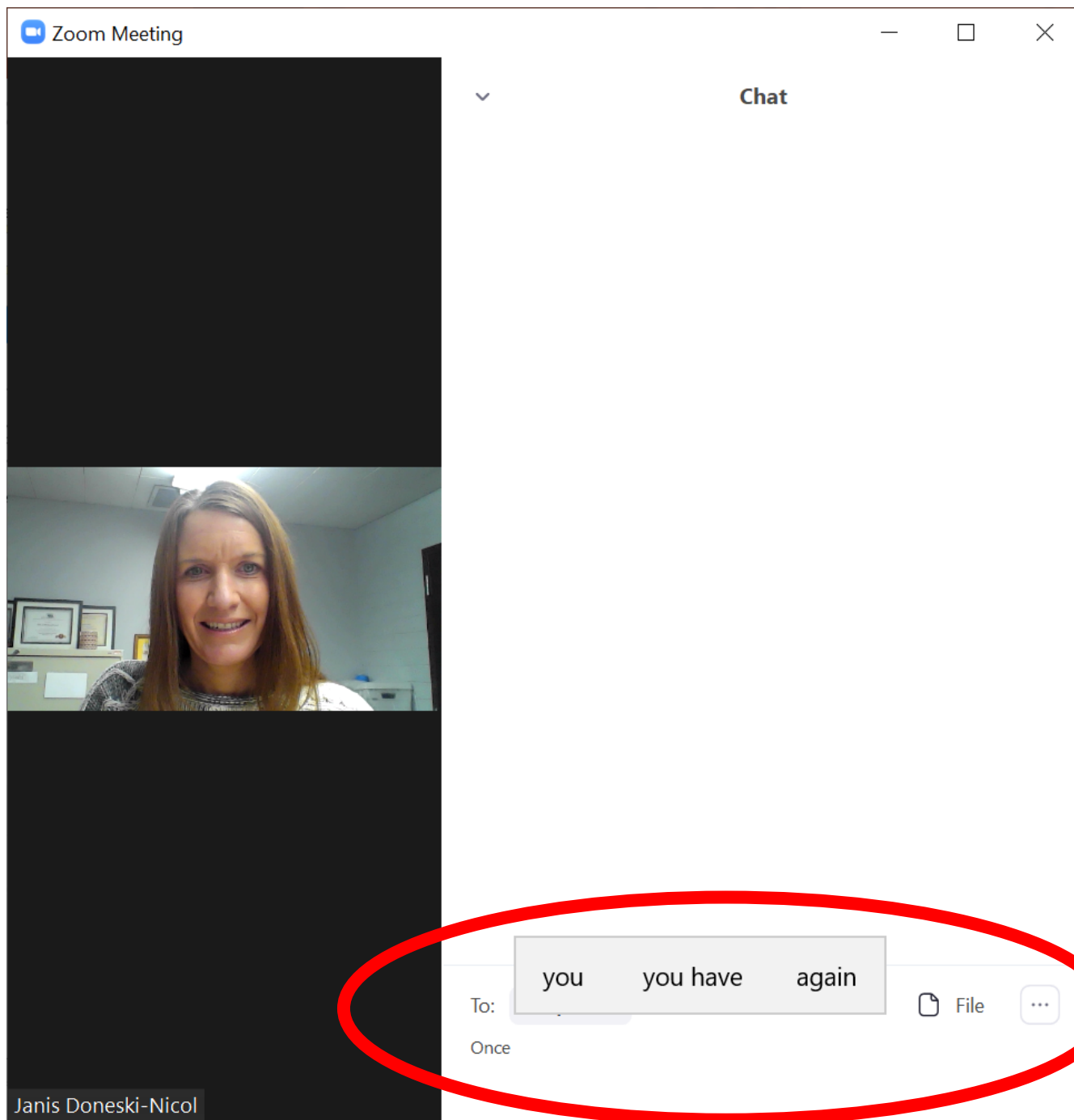




# Accessing the Curriculum

- Windows Based (PC) Computers

# Word Prediction



## Word Prediction in Zoom



Select the Windows Key Followed by the Settings Key



Settings



Home


Find a setting




## Ease of Access

### Hearing

 Audio


 Closed captions

### Interaction

 Speech

 Keyboard

 Mouse

 Eye control

# Keyboard

## Change how keyboard shortcuts work

Underline access keys when available



Off

## Print Screen shortcut

Use the PrtScn button to open screen snipping



Off

Based on other app settings, you might need to restart your PC to see this change.

## Make it easier to type



Show a warning message when turning on Sticky Keys, Toggle Keys, or Filter Keys from the keyboard



Make a sound when turning Sticky Keys, Toggle Keys, or Filter Keys on or off from the keyboard

[Change other typing options](#)



Settings



Home

Find a setting



## Devices



Bluetooth & other devices



Printers & scanners



Mouse



Touchpad



Typing



Pen & Windows Ink



AutoPlay



USB

## Typing

Text suggestions for the hardware keyboard aren't available in some languages.

Show text suggestions as I type



On

Autocorrect misspelled words I type



Off

## Multilingual text suggestions

Show text suggestions based on the recognized languages you're typing in



Off

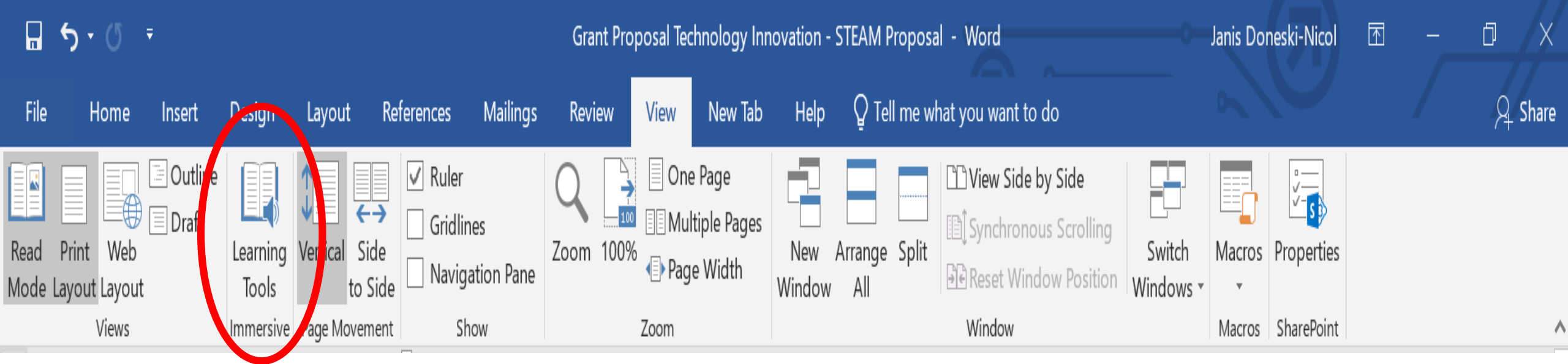
## More keyboard settings

[Make my keyboard focus easier to see](#)

[Advanced keyboard settings](#)

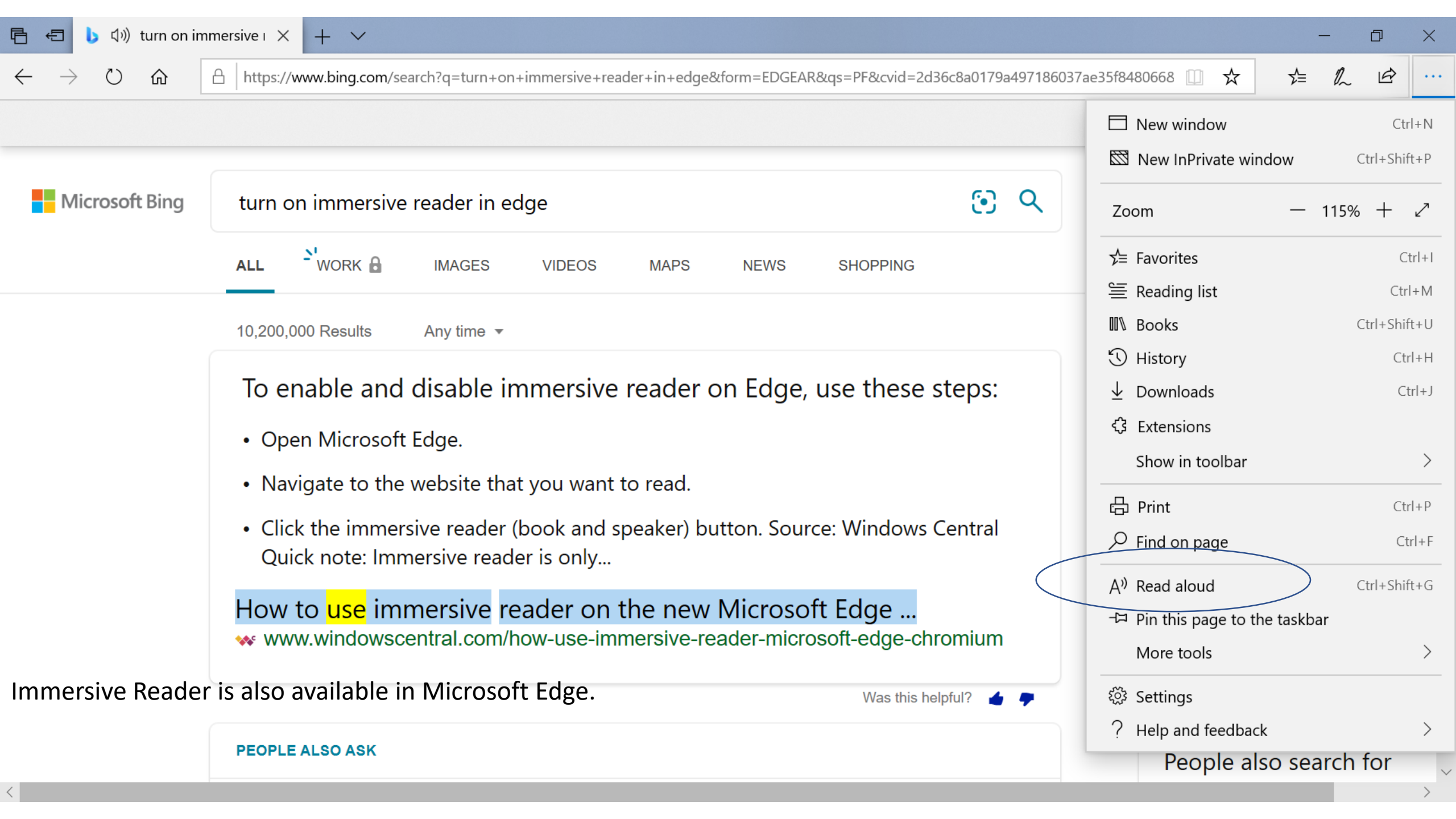
[Suggestions and autocorrections](#)

# Immersive Reader



- Immersive Reader is a tool which will read text to you in Microsoft Word.





turn on immersive reader in edge

ALL

WORK

IMAGES

VIDEOS

MAPS

NEWS

SHOPPING

10,200,000 Results

Any time

To enable and disable immersive reader on Edge, use these steps:

- Open Microsoft Edge.
- Navigate to the website that you want to read.
- Click the immersive reader (book and speaker) button. Source: Windows Central  
Quick note: Immersive reader is only...

How to use immersive reader on the new Microsoft Edge ...

[www.windowscentral.com/how-use-immersive-reader-microsoft-edge-chromium](https://www.windowscentral.com/how-use-immersive-reader-microsoft-edge-chromium)

Immersive Reader is also available in Microsoft Edge.

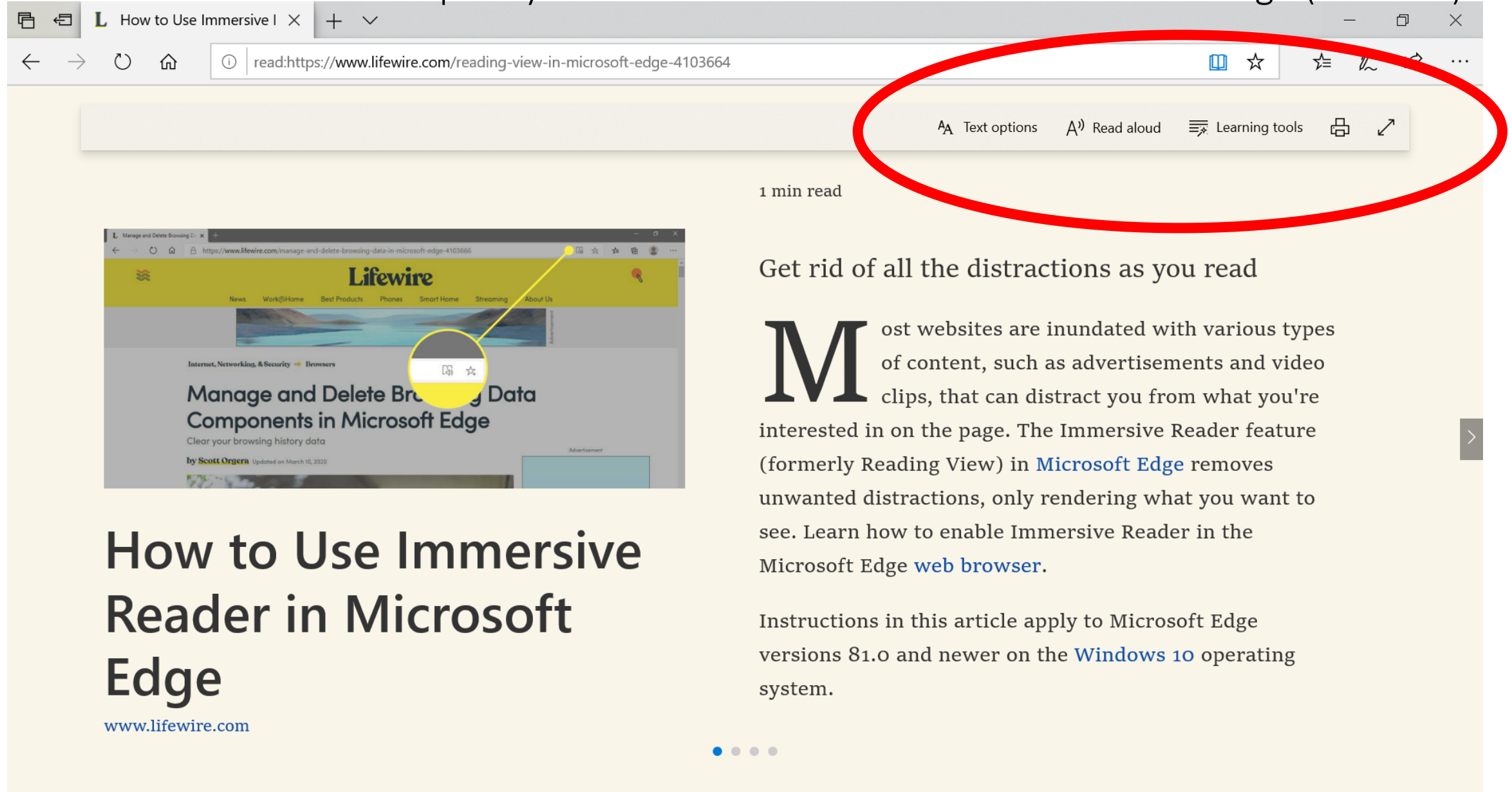
Was this helpful?

PEOPLE ALSO ASK

- New window Ctrl+N
- New InPrivate window Ctrl+Shift+P
- Zoom 115%
- Favorites Ctrl+I
- Reading list Ctrl+M
- Books Ctrl+Shift+U
- History Ctrl+H
- Downloads Ctrl+J
- Extensions
- Show in toolbar
- Print Ctrl+P
- Find on page Ctrl+F
- Read aloud Ctrl+Shift+G
- Pin this page to the taskbar
- More tools
- Settings
- Help and feedback

People also search for

# Ctrl + Shift + R quickly turns on Immersive Reader in Microsoft Edge (browser)



1 min read

## Get rid of all the distractions as you read

Most websites are inundated with various types of content, such as advertisements and video clips, that can distract you from what you're interested in on the page. The Immersive Reader feature (formerly Reading View) in [Microsoft Edge](#) removes unwanted distractions, only rendering what you want to see. Learn how to enable Immersive Reader in the Microsoft Edge [web browser](#).

Instructions in this article apply to Microsoft Edge versions 81.0 and newer on the [Windows 10](#) operating system.

www.lifewire.com

Speech to Text



## Ease of Access

### Hearing



Audio



Closed captions

### Interaction



Speech



Keyboard



Mouse



Eye control

# Speech

Make your device easier to use if you have limited reach or strength.

## Talk instead of type

Use dictation to make text entry easier.

Press the Windows logo key  + H to start dictation. On the touch keyboard, select the microphone  button.

[Get more info about dictation](#)

## Use Cortana to get things done

Cortana is your digital assistant. She can help with things like setting reminders, opening apps, finding facts, and sending emails and text messages. The more you use Cortana, the more personalized your experience will be.

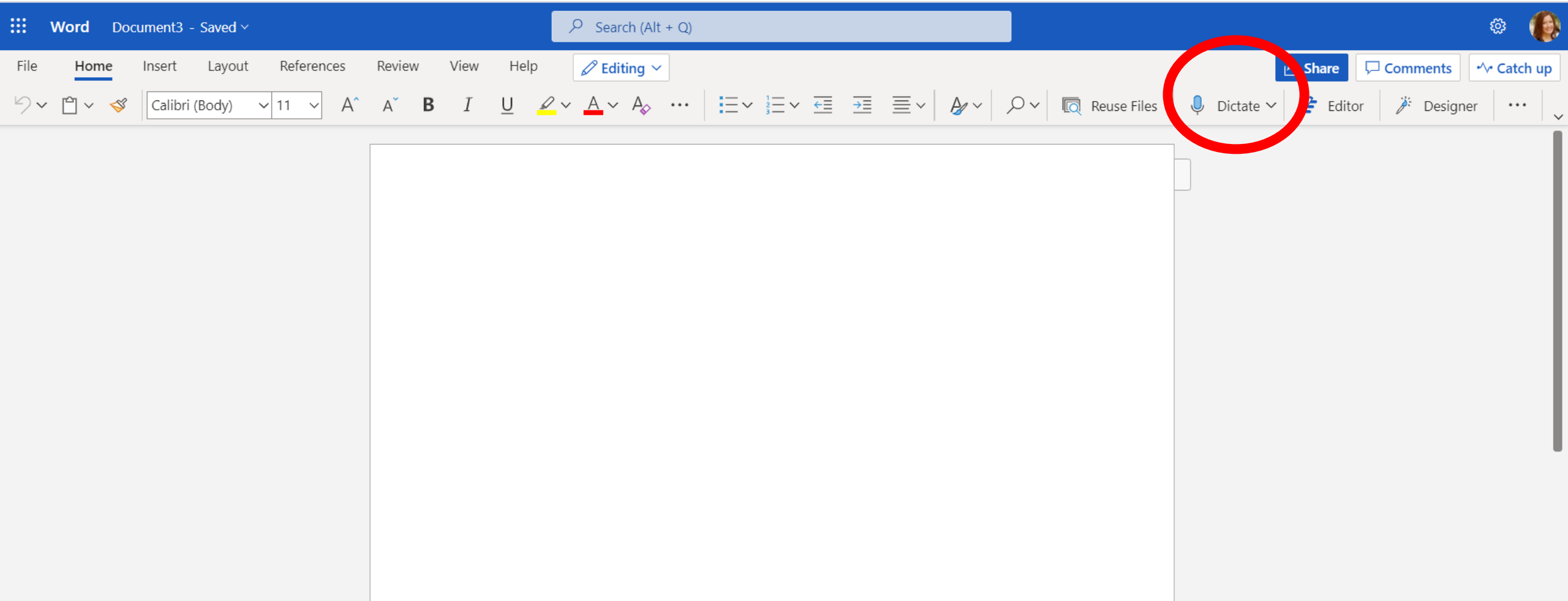
[Change how I talk to Cortana](#)

Cortana is only available in certain countries/regions, and some Cortana features might not be available everywhere.

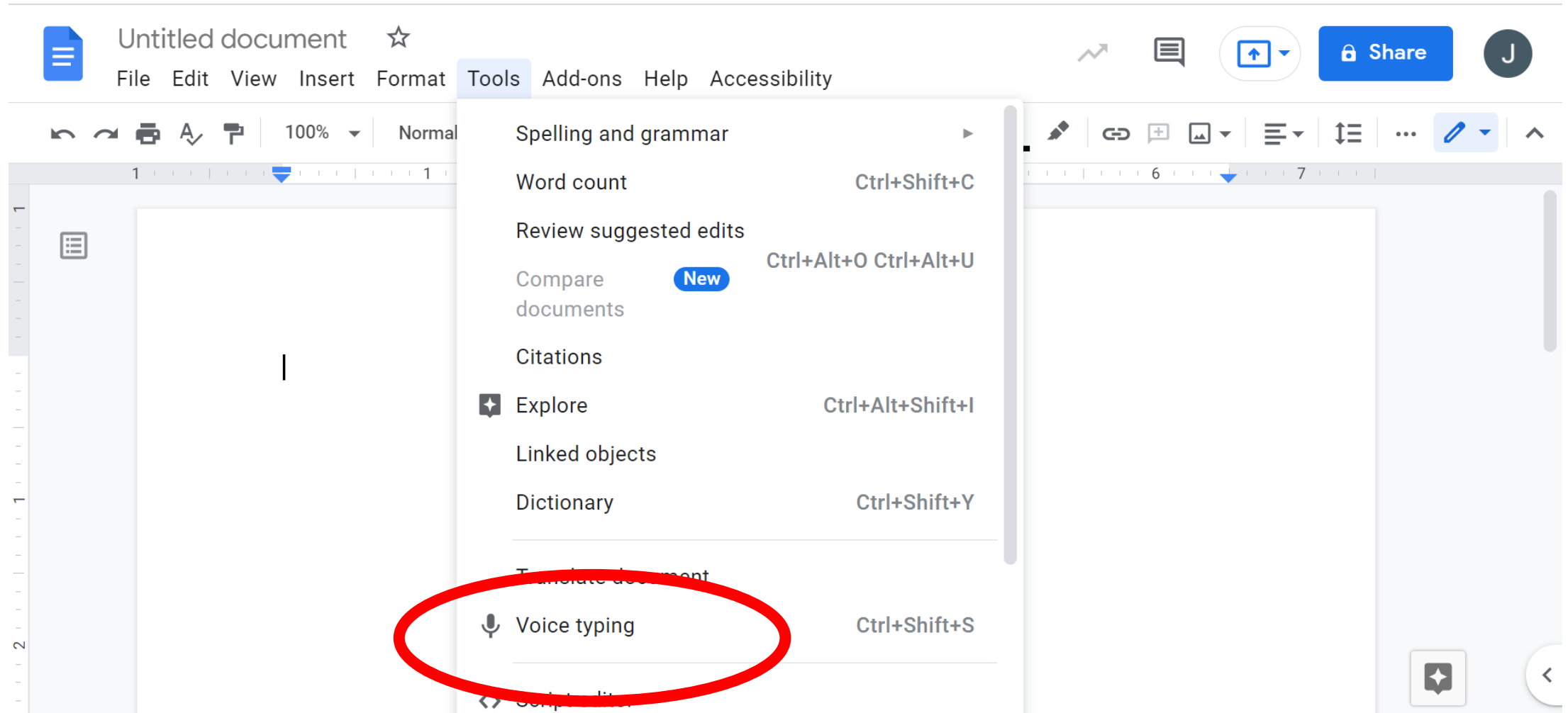
[Get more info about Cortana](#)

Use the Windows Key + H to turn on voice recognition or dictation. This will work in most areas you can type in.

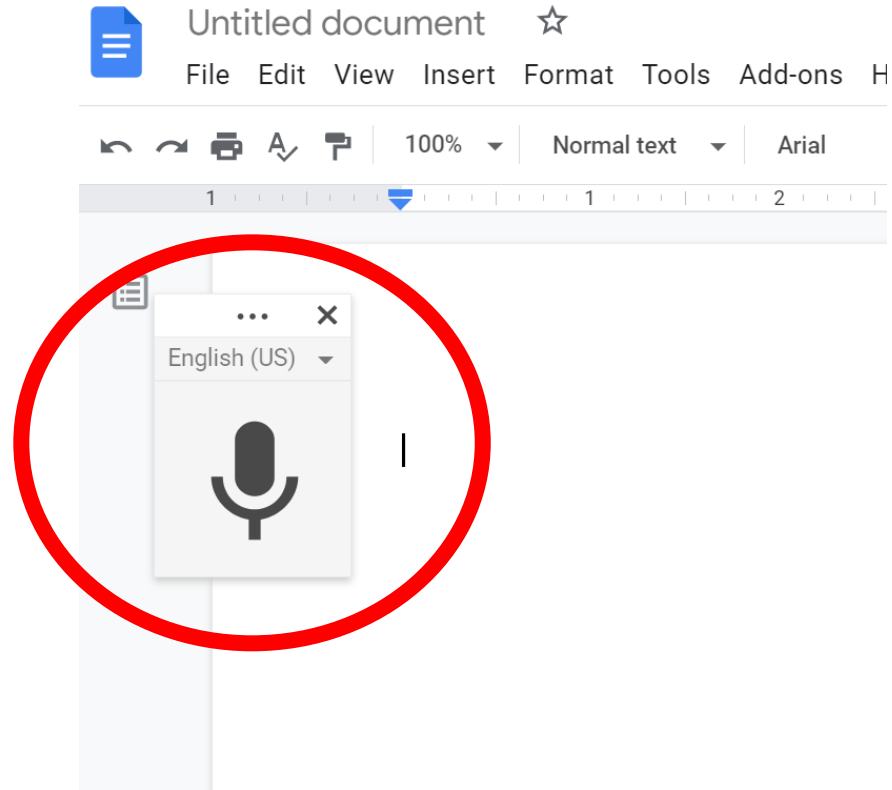
# Microsoft Word 365



# Google Docs (When Opened in Chrome)



# Google Docs (When Opened in Chrome)



# Graphic Organizer



<https://my.hrw.com/nsmedia/intgos/html/igo.htm>

- This is an option for organizing writing assignments. Graphic organizers can also be helpful when reading and organizing comprehension.

← → ↻ <https://my.hrw.com/nsmedia/intgos/html/igo.htm> ☆

# HOLT

## Holt Interactive Graphic Organizers

*"Graphic organizers are tools that help your brain think." - Kylene Beers*


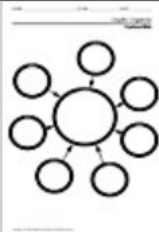
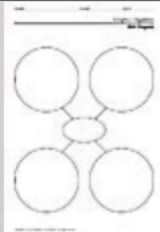



Graphic organizers are an illustration of your thoughts on paper. They can help you brainstorm, organize, and visualize your ideas.

Click on a graphic organizer to download a PDF of it. Once you've downloaded an organizer, type in your comments and print it out.

Each graphic organizer below includes [Teaching Notes](#) with lessons and tips on how to use graphic organizers in the classroom.

[Help with PDF Files](#)

### Generating, Identifying, and Organizing Details

					
<a href="#">Cluster Diagram</a>	<a href="#">FreeForm Web</a>	<a href="#">Web Diagram</a>	<a href="#">Sensory Details Chart</a>	<a href="#">Circle Diagram</a>	<a href="#">Spider Map</a>

# Math Supports

# Microsoft Office One Note

- One Note is available if you have Microsoft Office on your computer. One Note will show you how to solve math problems.
- This link shows the process <https://support.microsoft.com/en-us/office/solve-math-equations-with-math-assistant-in-onenote-1b37bb8d-eed1-40d7-8d0f-5e6e46547441>
- This is a quick video about One Note and math.

Summarize Text

# Summarize Text With Text Compactor

- This tool may be useful to activate background knowledge and provides a pre-read prior to reading a long text.
- <https://www.textcompactor.com/>

**Text Compactor** [Home](#)  
Free Online Automatic Text Summarization [About](#)

Follow these simple steps to create a summary of your text.

**Step 1**  
Type or paste your text into the box.

**Step 2**  
Drag the slider, or enter a number in the box, to set the percentage of text to keep in the summary.  

50

%

**Step 3**  
Read your summarized text. If you would like a different summary, repeat Step 2. When you are happy with the summary, copy and paste the text into a word processor, or [text to speech program](#), or [language translation tool](#)

© 2010-2016 [Knowledge by Design, Inc.](#)

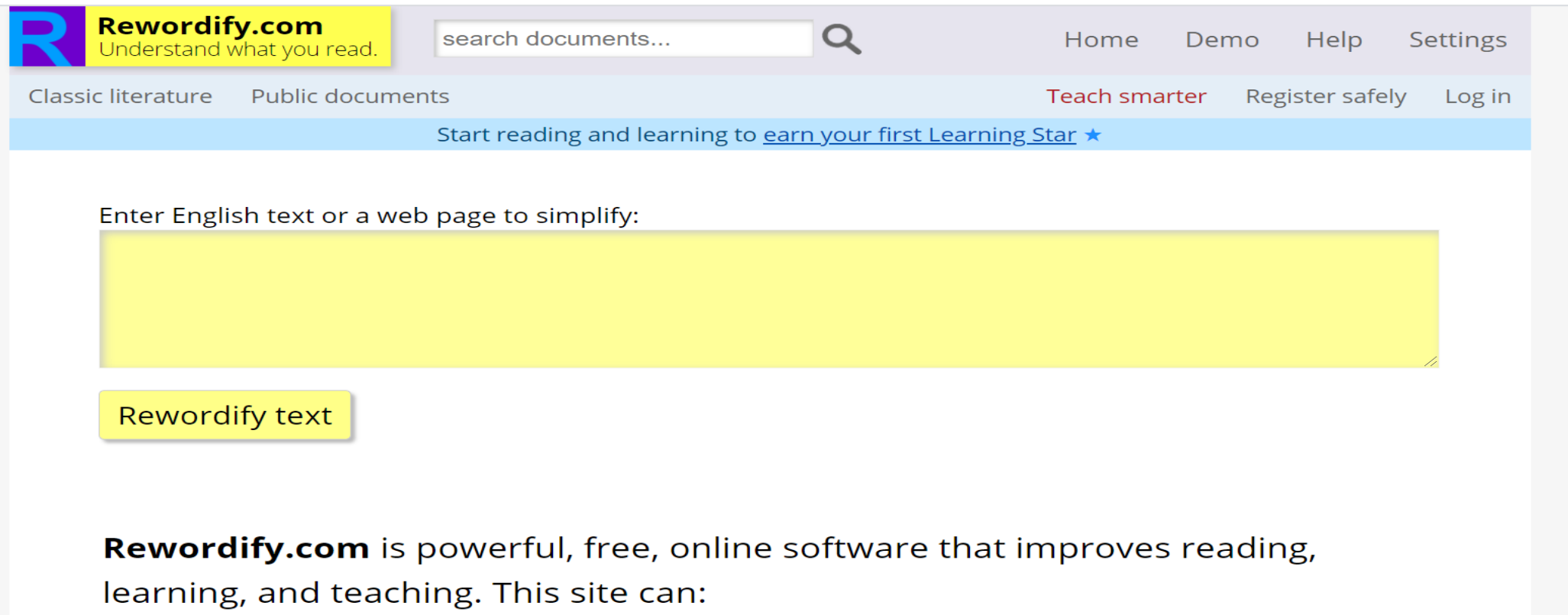
# Vocabulary Supports

# Rewordify <https://rewordify.com/>

- **Rewordify.com** is powerful, free, online software that improves reading, learning, and teaching. This site can:
  - Intelligently simplify difficult English, for faster comprehension
  - Effectively teach words, for building a better vocabulary
  - Help teachers save time and produce engaging lessons
  - Help improve learning outcomes
- The site is free and child-safe. Use it now; there's no software to install. Try the [online demo](#) and the [first-time user guide](#). Teachers: You can print [free, full-color literature](#) to get started. Scroll down for more info...

# Vocabulary Supports

- <https://rewordify.com/>



The screenshot shows the homepage of Rewordify.com. The header features the site's logo (a stylized 'R' in a blue and purple square) and the tagline 'Understand what you read.' on the left. A search bar with the placeholder text 'search documents...' and a magnifying glass icon is in the center. On the right, there are links for 'Home', 'Demo', 'Help', and 'Settings'. Below the header, there are links for 'Classic literature' and 'Public documents' on the left, and 'Teach smarter', 'Register safely', and 'Log in' on the right. A light blue banner across the middle contains the text 'Start reading and learning to [earn your first Learning Star](#) ★'. The main content area has a heading 'Enter English text or a web page to simplify:' followed by a large yellow text input box. Below the input box is a yellow button labeled 'Rewordify text'. At the bottom, a paragraph states: 'Rewordify.com is powerful, free, online software that improves reading, learning, and teaching. This site can:'